

Operation & Maintenance Manual.

Hinged Units.

HU Hinged Unit

HUTT Hinged Unit Tilt & Turn

DHU Double Hinged Unit

With 60mm sightlines and no transoms or mullions, our hinged units offer an unobstructed view beyond the window. The unit features single handle operation and multi-point locking. Side and base opening also available.



Operating Instructions

Single Side Hung Unit

Turn the handle to a horizontal position this will allow the windows to open.

Tilt and Turn

Turn the handle upwards by 90°, this will allow the window to tilt inwards for a secure night time venting position. To fully open the window turn the handle upwards by 180° and pull towards you.

Double Side Hung Unit

Turn the handle to a horizontal position this will allow the windows to open. The "slave sash" of the double casement has a retention bolt fitted at cill level. This must be re-engaged when closing the window to ensure a good seal.

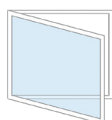
Maintenance

There are no special maintenance requirements other than periodic cleaning as all moving parts are factory sealed with lubricant before assembly. Environmental issues will dictate the cleaning cycle, i.e. location, weather, traffic etc. and should consist of washing down the glass and aluminium frames with a non-alkaline detergent in warm water using a soft cloth or a sponge.

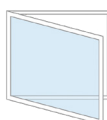
Avoid abrasive cleaners, steel wool, strong acids or alkalis. After cleaning it is advisable to rinse the surface with clean water and wipe dry.

Chips or scratches in the paint finish can be touched up by using a nitro cellulose lacquer paint, but care must be taken to prevent paint from getting into draught seals or moving parts.

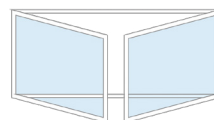
SLHU



HU



DHU



HUTT

